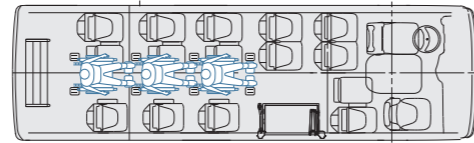


# Wheelchair Lift Bus

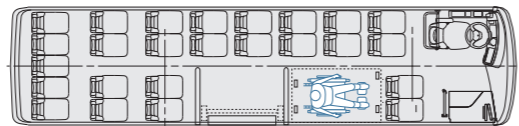


County Standard  
- Max.: 4 wheelchairs



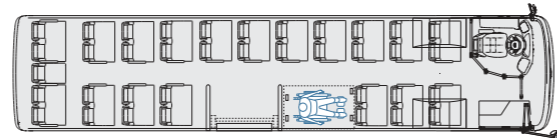
(On Floor Type)

Aerotown Standard  
- Max.: 6 wheelchairs



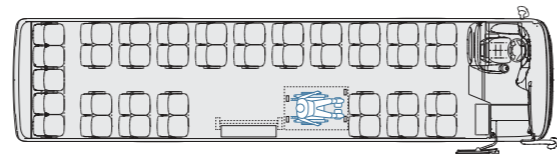
(In Sliding Type)

Aerocity Standard  
- Max.: 6 wheelchairs



(In Sliding Type)

Universe Standard  
- Max.: 6, 8 wheelchairs



※ Wheelchair space can be added. For the detail layout, please contact Special Vehicle Team


## Body



### Wheelchair anchoring device

Wheelchair lift  
County  
\* 3 sets for 3 disabled person


Note: Standard



### Wheelchair anchoring device

Wheelchair lift  
A/town, A/city, Universe  
\* 1 set for 1 disabled person  
\* Detachable

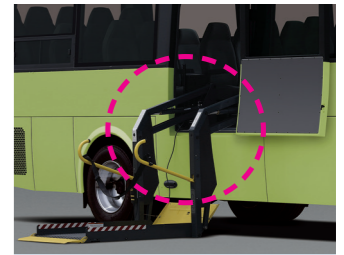
Note: Standard



### Wheelchair lift (on-floor type)

Wheelchair lift  
County  
\* Include Non-slip Tape / Remote controller

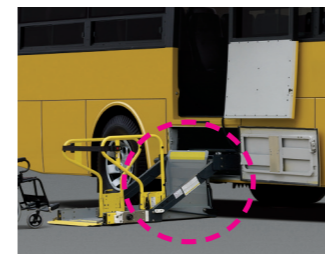
Note: Standard



### Wheelchair lift (on-floor type)

Wheelchair lift  
A/town, A/city, Universe  
\* Include Non-slip Tape / Remote controller


Note: Standard



### Wheelchair Lift (in-sliding type)

Wheelchair lift  
A/town, A/city, Universe  
\* Include Non-slip Tape / Remote controller

Note: Standard



### Non-slip tape

Wheelchair lift  
A/town, A/city, Universe

Note: Standard



### Remote controller (in-sliding type)

Wheelchair lift  
A/town, A/city, Universe

Note: Standard



### Remote controller (in-sliding type)

Wheelchair lift  
County, A/town, A/city, Universe

Note: Standard



### Emergency button

Wheelchair lift  
County, A/town, A/city, Universe

Note: Standard



### Extra wheelchair anchor

Wheelchair lift  
County

Note: Option 1



### Extra wheelchair anchor

Wheelchair lift  
A/town, A/city, Universe

Note: Option 1

### Option 1


Unit: Wheelchair anchoring sets

	Standard	Max.
County	3	3
Aerotown	1	4
A/city	1	6
UNIVERSE	1	6 (8)


## Wheelchair Lift Operation Modes



County



On-Floor: Aerotown, Aerocity, Universe



In-Sliding: Aerotown, Aerocity, Universe

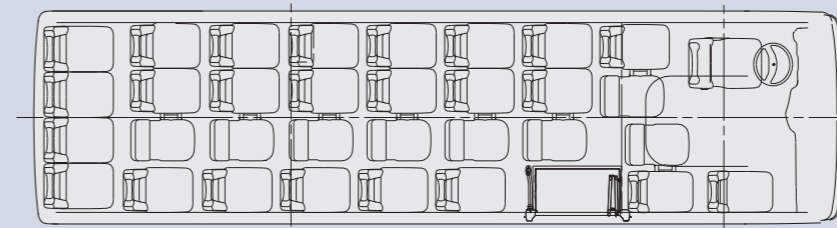
COUNTY		AEROTOWN		AEROCITY		UNIVERSE (Noble)	
Wheelchair	Seats	Wheelchair	Seats	Wheelchair	Seats	Wheelchair	Seats
		1	25+1	1	37+1	1	37+1
		2	21+1	2	33+1	2	33+1
3	16+1	3	21+1	3	33+1	3	33+1
4	3+1	4	21+1	4	33+1	4	33+1
				5	29+1	5	29+1
				6	25+1	6	25+1
						7 (Noble)	25+1
						8 (Noble)	25+1

## County Extra Long Body

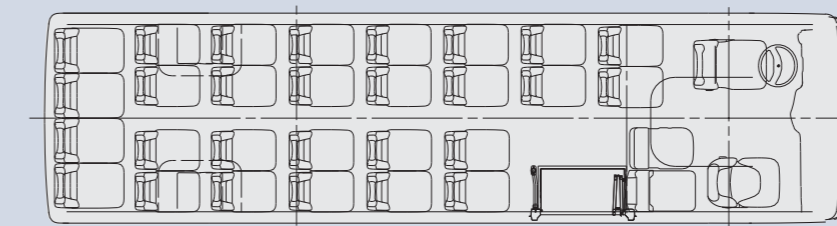


	Basic	Extended
W.B	4,085	4,085
O.A.L	7,080	7,480
R.O.H	1,805	2,205

- Extra long body uses the same parts as standard County with a 400mm extension (frame / floor frame / side rail etc)
- Quality of the single-piece glass and inside trim of Extra Long Body is equivalent to original County as identical manufacturing processes are used for both models



A-type



B-type

	Body Extension	
	Type A(Jumper)	Type B(2x2)
	33+1	32+1
Fixed seat	25+1 (Driver)	30+1 (Driver)
Assistance seat	8	2